




Shri Jai Narain PG College (KKC), Lucknow

Session 2018 - 19

STEPS FOR SUBMISSION OF FEE – 1st YEAR/1st SEMESTER

STEP – 1: Open website www.jnpg.org.in -----> **APPLY ONLINE** -----> Select **1st Year/Semester Course Fee** -----> **Pay 1st Year/Semester Course Fee**

Mon - Sat: 11:00 - 17:00 Helpline Nos.: +0522 000000,+91 7800220192 College Login

 **SHRI JAI NARAIN POST GRADUATE COLLEGE, LUCKNOW (KKC)**
श्री जय नारायण स्नातकोत्तर महाविद्यालय, लखनऊ (केकेसी)
NAAC ACCREDITED 'A' INSTITUTION


HOME | 1 YEAR REGISTRATION | **1 YEAR/SEM COURSE FEE** | 2 YEAR/SEM. | CONTACT US

₹ Pay 1 YEAR/SEM Course Fee

ONLINE REGISTRATION FOR ADMISSION IN U.G & P.G COURSE

Academic Session : 2018-19 **Apply Online**

Note - Please read the prospectus c



Entrance Exams for BBA.IB & BPEd.
BBA.IB

IMPORTANT DATES

Online Registration for Admission

BBA-IB
10th March - 23rd June 2018 **new**

B.A / B.Sc / B.Com / B.Com (Honours)
10th March - 25th June 2018 **new**


LL.B-3 Years/B.P.Ed./ M.Sc./M.Com/ M.A.
10th March - 30th June 2018

Merit Declaration


B.A / B.Sc / B.Com / B.Com (Honours)
Result Declaration : 28th June 2018 **new**

M.A./ M.Com/ M.Sc.

STEP – 2: **SBI Collect Page** will appear:

 State Bank Collect

Products & Services Know More



STATE BANK COLLECT

A MULTI-MODAL PAYMENT PORTAL

DISCLAIMER CLAUSE

डिस्क्लेमर क्लॉज़ हिंदी में देखने हेतु [यहां क्लिक](#) करें.
[Click here](#) to view the disclaimer clause in Hindi.

Terms Used:

- ▶ **Corporate Customer:** Firm/Company/Institution (F/C/I) collecting payment from their beneficiaries.
- ▶ **User:** The beneficiary making a payment to F/C/I for the services/goods availed.
- ▶ Bank shall not be responsible, in any way, for the quality or merchantability of any product/merchandise or any of the services related thereto, whatsoever, offered to the User by the Corporate Customer. Any disputes regarding the same or delivery of the Service or otherwise will be settled between Corporate Customer and the User and Bank shall not be a party to any such dispute. Any request for refund by the User on any grounds whatsoever should be taken up directly with the Corporate Customer and the Bank will not be concerned with such a request.
- ▶ Bank takes no responsibility in respect of the services provided and User shall not be entitled to make any claim against the Bank for deficiency in the services provided by the Corporate Customer.
- ▶ The User shall not publish, display, upload or transmit any information prohibited under Rule 3(2) of the Information Technology (Intermediaries guidelines) Rules, 2011.
- ▶ In case of non-compliance of the terms and conditions of usage by the User, the Bank has the right to immediately terminate the access or usage rights of the User to the computer resources of the Bank and remove the non-compliant information.

I have read and accepted the terms and conditions stated above.
(Click Check Box to proceed for payment.)

Proceed

Select the check box and click on **PROCEED** button.

STEP – 3: Select the Fee Deposition option: **COLLEGE FEES – REGULAR** (for REGULAR Courses) or **COLLEGE FEES – SELF FINANCE** (for SELF FINANCE Courses)

The screenshot shows the SBI State Bank Collect interface. The page title is "State Bank Collect" and the date is "22-Jun-2018 [12:02 PM IST]". The user is logged in as "SRI JAI NARAIN P.G. COLLEGE, LUCKNOW" with address "STATION ROAD, CHARBAGH, LUCKNOW - 226 001 Phone-0522-2635562, , LUCKNOW-226001". The "Select Payment Category" dropdown menu is open, showing the following options: "--Select Category--", "--Select Category--", "COLLEGE FEES - III/III YEAR REGULAR", "COLLEGE FEES - III/III YEAR SELF FINANCE", "COLLEGE FEES - REGULAR" (circled in red), "COLLEGE FEES - SELF FINANCE", and "REGISTRATION".

Type your **REGISTRATION NUMBER** and select **ADMISSION** from Fee Type then click on **SUBMIT**:

The screenshot shows the SBI State Bank Collect interface. The page title is "State Bank Collect" and the date is "22-Jun-2018 [12:02 PM IST]". The user is logged in as "SRI JAI NARAIN P.G. COLLEGE, LUCKNOW" with address "STATION ROAD, CHARBAGH, LUCKNOW - 226 001 Phone-0522-2635562, , LUCKNOW-226001". The "Select Payment Category" dropdown menu is set to "COLLEGE FEES - REGULAR". The "Enter REGISTRATION NO. / ROLL NO." field is empty and circled in red. The "Enter FEE TYPE" dropdown menu is open, showing the following options: "--Select One--", "--Select One--", "ADMISSION" (circled in red), "SEMESTER", "BACKPAPER", "IMPROVEMENT", "EXEMPTION", and "ARREARS". The "Submit" button is visible.

STEP – 4

Candidates data appears on the next screen, fill in the required data and captcha then click on submit button. Payment modes appears on next screen, choose the payment mode, deposit the course fee and take printout of the deposited fee receipt/challan.